


UNASHAMED



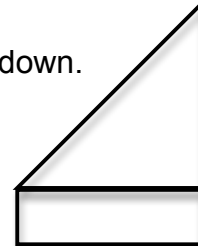
Practical illustration: **The Paper Cross**

A simple tool to share the gospel, using only an A4 piece of paper.

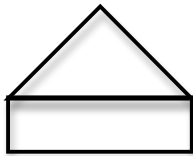
1. Take your piece of A4 paper. Hold it in 'portrait' orientation.



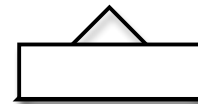
2. Fold the top left corner down.



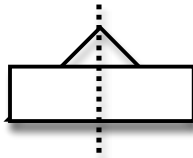
3. Fold the top point down, making the paper look like a 'house'.



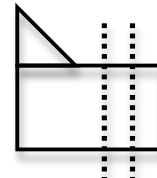
4. Fold the bottom rectangle upwards.



5. Fold along the dotted line.



6. When it's folded, tear off two strips about 2.5cm wide along the marked lines.



Hold the folded bit with a point in your hand, and open up the torn strips.

There should be an "L" shaped bit, an "I" shaped bit, another "L" bit which with one small square makes an "F", and finally 2 right-angle bits and the second small square to make an "E".

(Note: this bit may be quite cheesy, so can be left out at your discretion.)

What it all comes down to is the other piece in your hand.

Open it up to reveal the cross.

(Note: If not, you have done this incorrectly. Please try again.)

Suggested presentation outline:

You can share this illustration with someone talking about 'life' how it was meant to be, but things in life, pressures, death and sin, fold us up and make us feel 'this big'. Some things can tear us down (as you tear). But God has dealt with our sin on the cross, forgiven us, and given us the gift of eternal life.